

COMPLETE THE FOLLOWING 10 TASKS AND SEND TO
INFO@INTERNATIONALEAP.ORG FOR REVISION /CORRECTION/ADVICE.

TOTAL COST = AUD\$100.00 or

\$99 IELTS SPECIAL PREMIUM PACKAGE:
4 x writing task 1 + 4 x writing task 2 + 4 x Skype speaking tests
PLUS: 6 x webinar FREE registration
PLUS: FREE workbook
\$99 LIMITED TIME ONLY

You should spend about 20 minutes on this task.

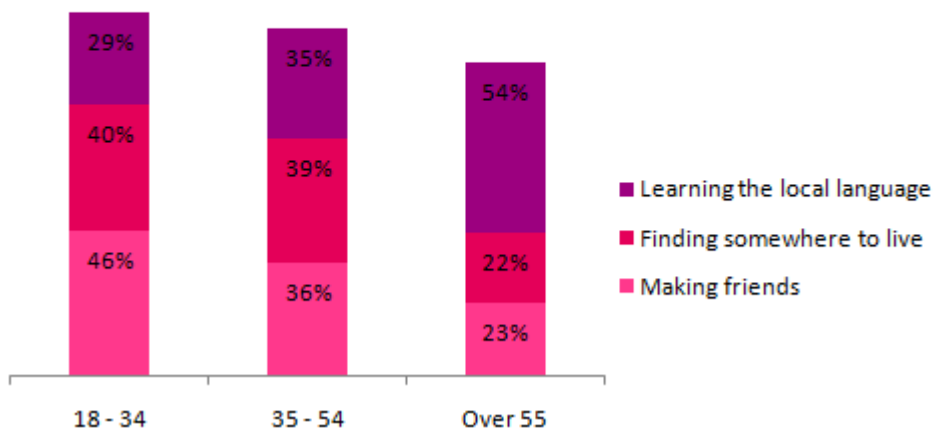
The chart below shows information about the challenges people face when they go to live in other countries.

Summarise the information by selecting and reporting the main features, and make comparisons where relevant.

Write at least 150 words.

Integration challenges (%) age group

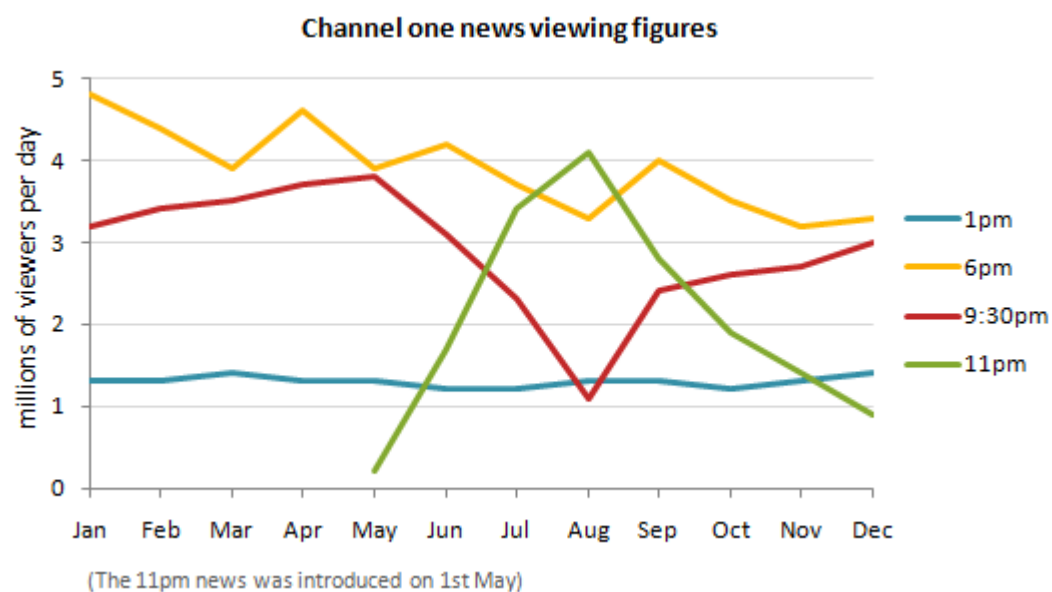
Average percentage number of reported challenges per person



You should spend about 20 minutes on this task.

Summarise the information by selecting and reporting the main features, and make comparisons where relevant.

Write at least 150 words.



Part 3: Exam practice

WRITING TASK 1

You should spend about 20 minutes on this task.

The table shows the results of a survey of people's perception of celebrity news coverage.

Summarise the information by selecting and reporting the main features, and make comparisons where relevant.

Write at least 150 words.

Celebrities receive:	%	Who is responsible for the amount of coverage?	%	Who gives celebrities the most coverage?	%
too much news coverage	85	news organisations	56	television news	60
not enough news coverage	6	the public	34	Internet news websites	15
right amount of coverage	7	both	7	newspapers	12
don't know	2	don't know	3	radio news	5
				other	3
				don't know	5

Part 3: Exam practice

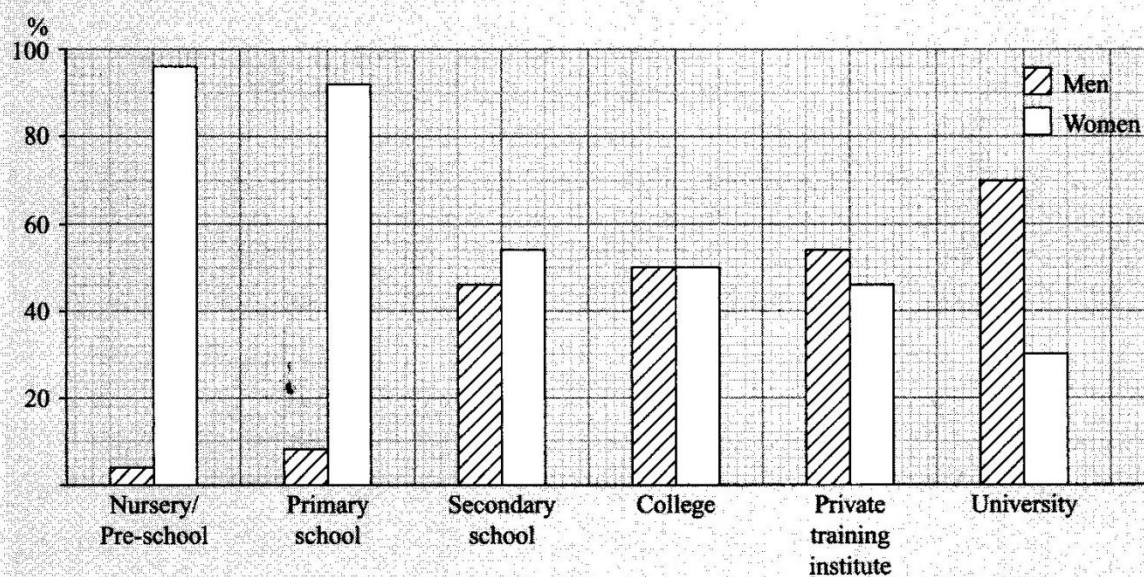
WRITING TASK 1

You should spend about 20 minutes on this task.

The chart shows the percentage of male and female teachers in six different types of educational setting in the UK in 2010.

Summarise the information by selecting and reporting the main features, and make comparisons where relevant.

Write at least 150 words.



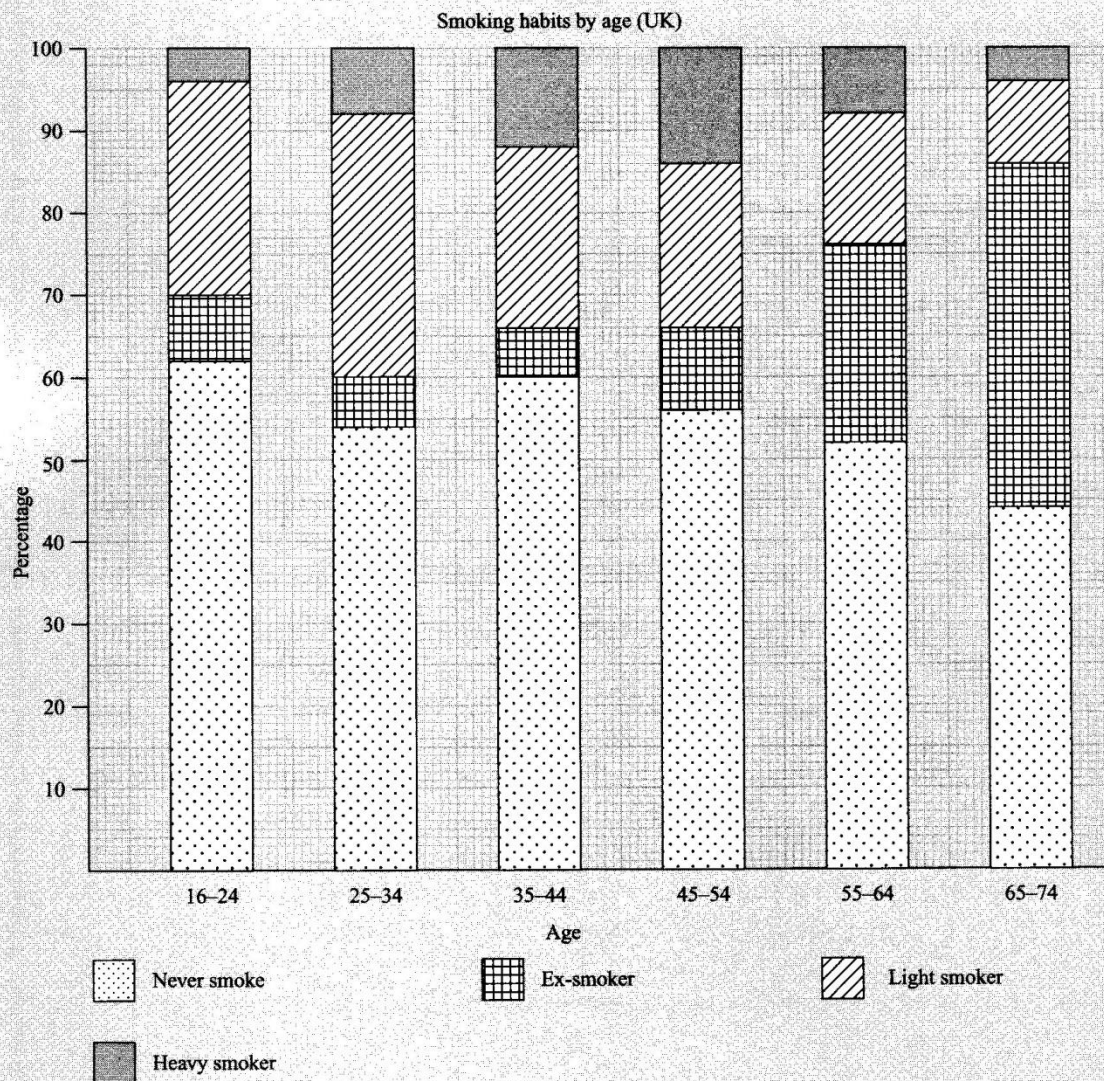
WRITING TASK 1

You should spend about 20 minutes on this task.

The figure gives information about smoking habits of the UK population by age.

Summarise the information by selecting and reporting the main features, and make comparisons where relevant.

Write at least 150 words.



WRITING TASK 1

You should spend about 20 minutes on this task.

The graph shows the percentage of UK adolescents following a vegetarian diet. Summarise the information by selecting and reporting the main features.

Write at least 150 words.



Part 3: Exam practice

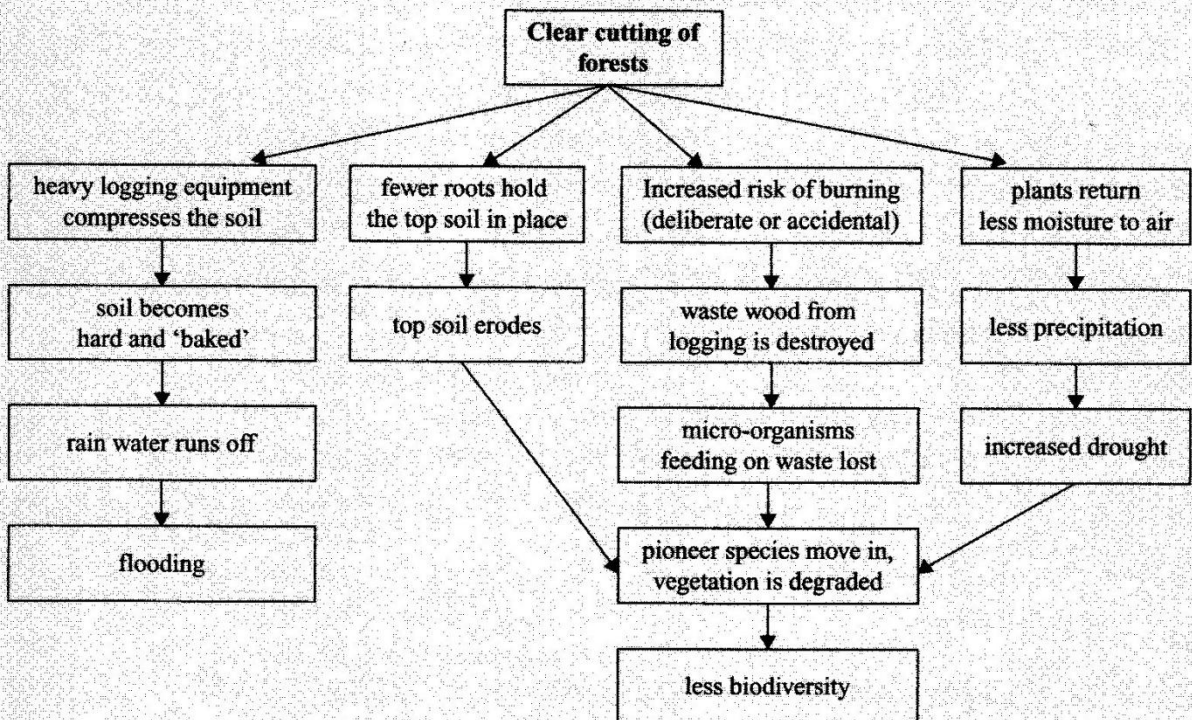
WRITING TASK 1

You should spend about 20 minutes on this task.

The flow chart illustrates the consequences of deforestation.

Summarise the information by selecting and reporting the main features.

Write at least 150 words.



Part 3: Exam practice

WRITING TASK 1

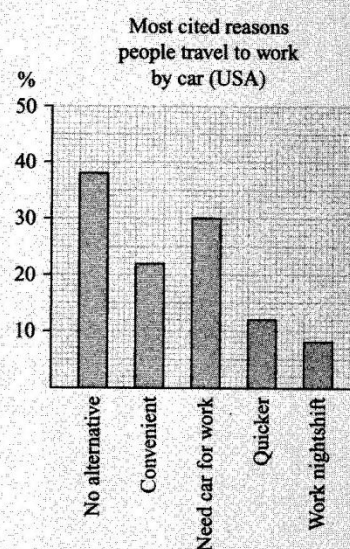
You should spend about 20 minutes on this task.

The table shows the percentage of journeys made by different forms of transport in four countries. The bar chart shows the results of a survey into car use.

Summarise the information by selecting and reporting the main features, and make comparisons where relevant.

Write at least 150 words.

Journeys made by:	USA	UK	France	Netherlands
Car	90%	72%	68%	47%
Bicycle	1%	2%	2%	26%
Public transport	3%	12%	18%	8%
On foot	5%	11%	11%	18%
Other	1%	3%	1%	1%



Part 3: Exam practice

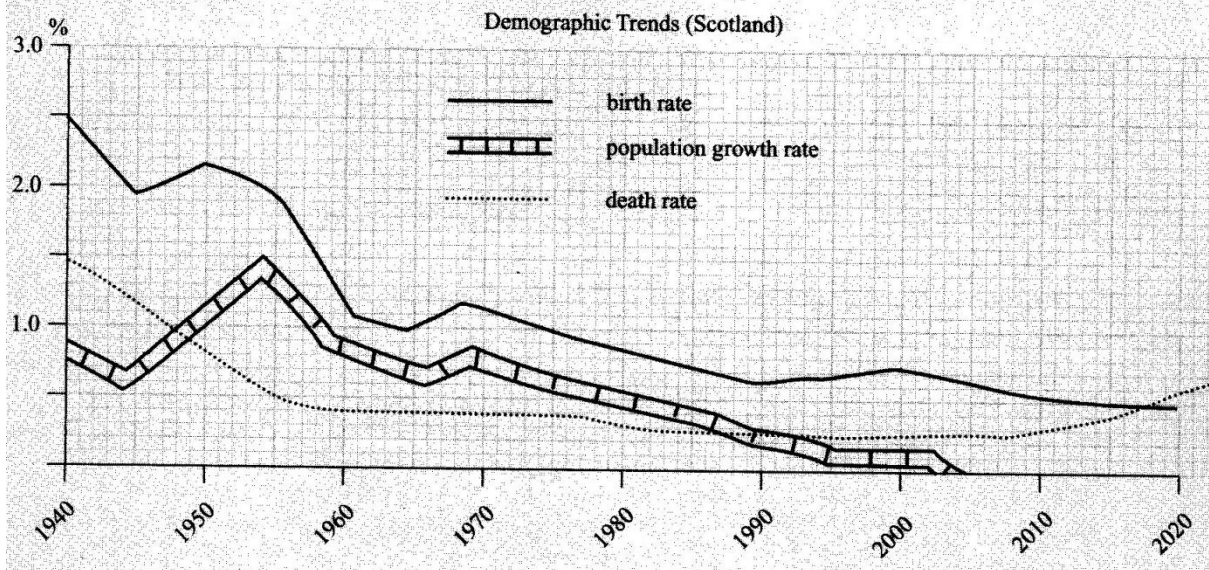
WRITING TASK 1

You should spend about 20 minutes on this task.

The figure shows demographic trends in Scotland.

Summarise the information by selecting and reporting the main features.

Write at least 150 words.



Part 3: Exam practice

WRITING TASK 1

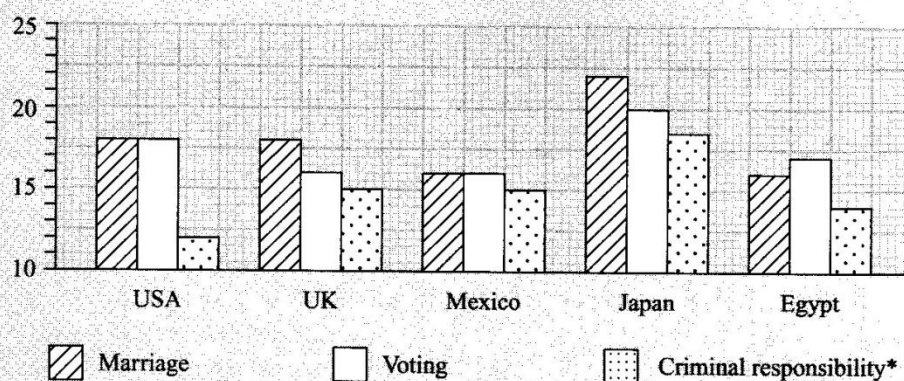
You should spend about 20 minutes on this task.

The figure shows the results of a survey of 1000 adolescents in five different countries. The participants were asked at what age they believed certain rights and responsibilities should be granted to young people.

Summarise the information by selecting and reporting the main features.

Write at least 150 words.

Age (years)



* age at which person who commits a crime can be tried in a court of law

* Host nation (Great Britain)

2012 Summer Olympics medal table

Rank ↕	NOC ↕	Gold ↕	Silver ↕	Bronze ↕	Total ↕
1	 United States (USA)	46	29	29	104
2	 China (CHN)	38	27	23	88
3	 Great Britain (GBR)*	29	17	19	65
4	 Russia (RUS)	24	26	32	82
5	 South Korea (KOR)	13	8	7	28
6	 Germany (GER)	11	19	14	44
7	 France (FRA)	11	11	12	34
8	 Italy (ITA)	8	9	11	28
9	 Hungary (HUN)	8	4	5	17
10	 Australia (AUS)	7	16	12	35